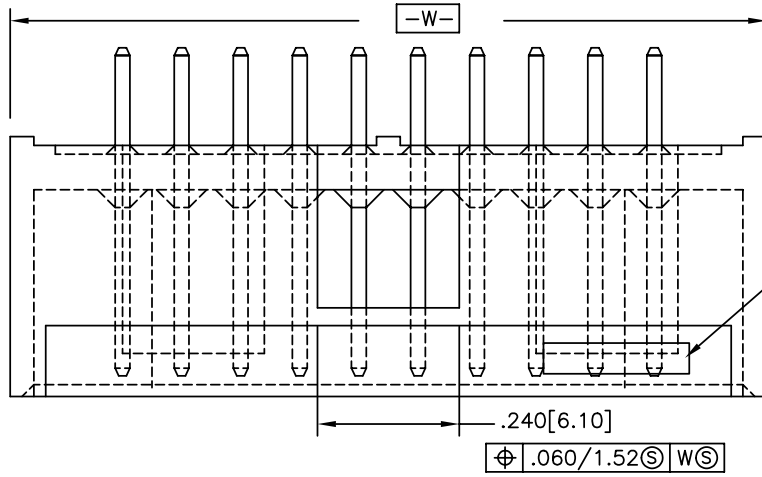
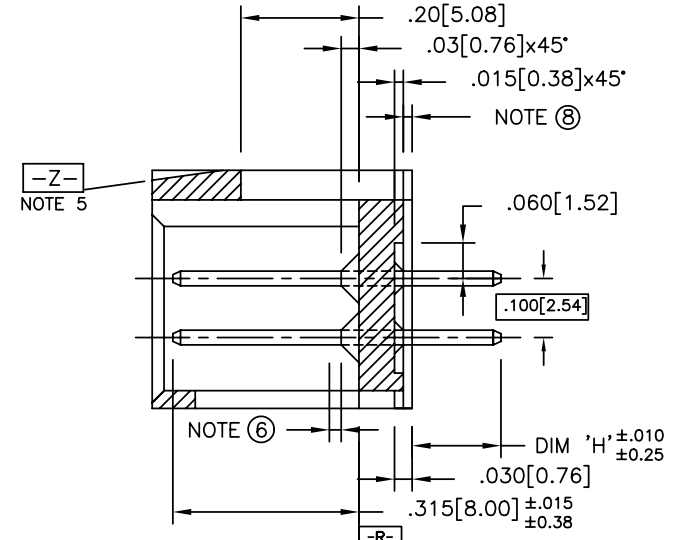


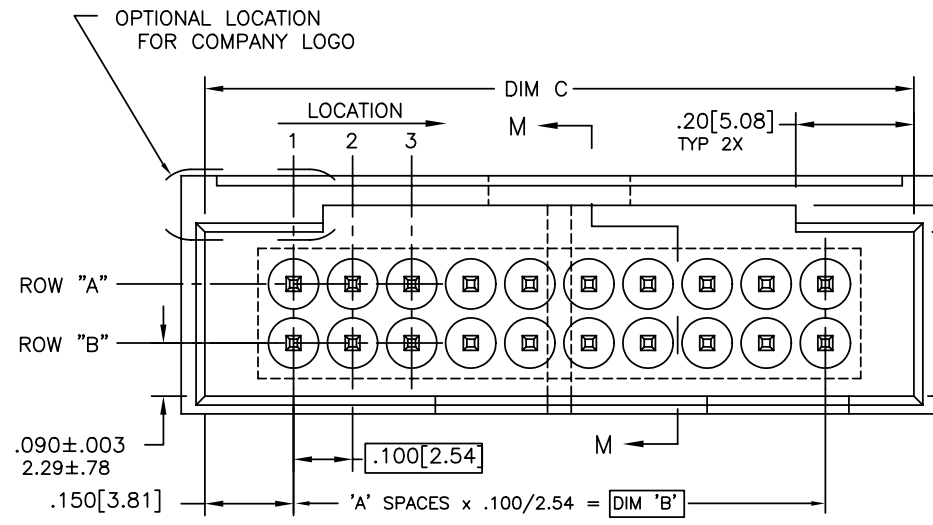
PRODUCT NUMBER
SEE TABLE



COMPANY LOGO



SECTION M-M



OPTIONAL LOCATION FOR COMPANY LOGO

LOCATION

DIM C

M

.20 [5.08]
TYP 2X

.045 [1.14] ±0.10 -0.17 ±0.25 -0.43
NOTE 2

.278 [7.06] ±0.007 ±0.18
NOTE 2

.403
10.24
REF.

-X-

.040 [1.02]
WALL THICKNESS
(4 SIDES)

ROW "A"

ROW "B"

M

'A' SPACES x .100/2.54 = DIM 'B'

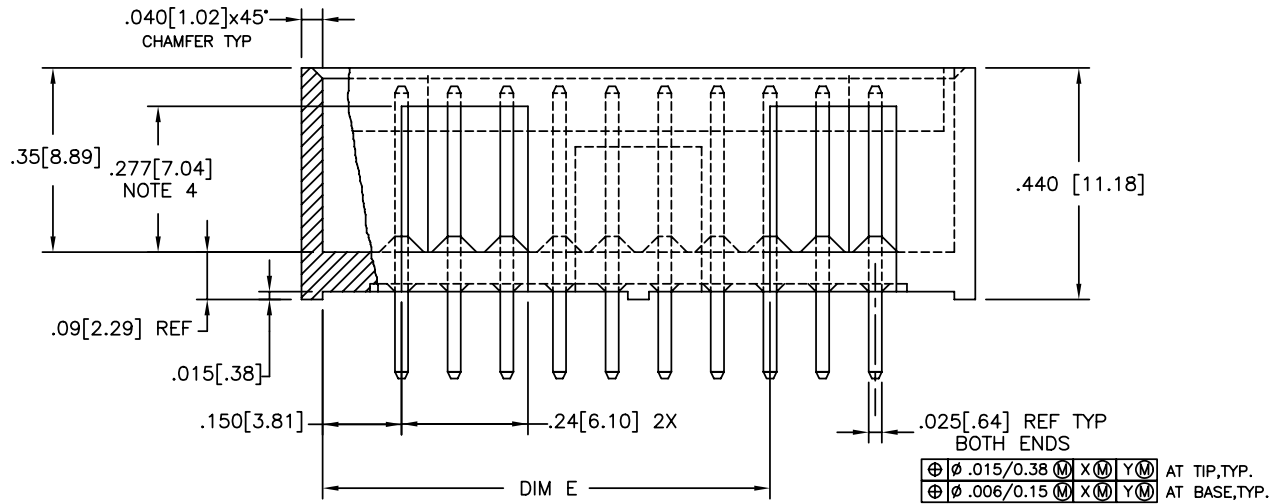
G

G

mat'l. code NOTE 1				surface ISO 1302 ✓		tolerance ISO 406 ISO 1101		projection INCH/MM		product family HEADER	
tolerances unless otherwise specified				angles		linear		scale 3:1		title STRAIGHT HEADER FOR FLAT CABLE RECEPT.	
A	APPD	JRL	4/3/85							dwg no 68648	
B	V81248	SAR	7/21/98							sheet 1 of 4 size A3	
C	M05-0167	ERE	7/23/05	0°±2'						type Product Customer Drawing	
D	M07-0116	AGS	2/24/07	dr	COPENHAVER	7/10/84					
E	M07-0238	AGS	5/23/07	engr	P. SMITH	4/10/85					
F	N07-0150	MHT	8/01/07	chr	P. SMITH	4/10/85					
G	ELX-N-13978	DCS	2013-01-28	appd	P. SMITH	4/10/85					
sheet	revision	G	G	G	G						
index	sheet	1	2	3	4						

Copyright FCI
FCIconnect.com

PRODUCT NUMBER
SEE TABLE



VIEW G-G

NOTES:

- TERMINAL MATERIAL:
3/4 HARD PHOS BRONZE ALLOY UNS-C51000
- TERMINAL PLATING:
 - $30\mu''/0.76\mu$ AU OR GXT over $50\mu''/1.27\mu$ NICKEL ON SWAGED TIPS AT MFG. OPTION
 - $30\mu''/0.76\mu$ AU over $50\mu''/1.27\mu$ NICKEL ON SWAGED TIPS AT MFG. OPTION
- MOLDING MAT'L:
GLASS-FILLED POLYESTER, FLAME RETARDENT PER UL94V-0, COLOR: BLACK
- $.020/0.51$ MAX FLASH PERMISSIBLE AROUND ALL WINDOWS
- COMPANY LOGO TO BE MOLDED IN ON DATUM SURFACE
[-Z-] APPROXIMATELY AS SHOWN
- $.030/0.76$ MAX FLASH PERMISSIBLE ON PINS (BOTH SIDES)
- OTHER PLATINGS ARE AVAILABLE ON 68419 & 68649. END OF PINS
- $.015/0.38$ MAX FLASH PERMISSIBLE ON THIS END OF PINS.
- ADD "LF" SUFFIX AT THE END OF PART NUMBER FOR LEAD FREE OPTION
- THIS PRODUCT MEETS EUROPEAN UNION DIRECTIVES AND OTHER COUNTRY REGULATION AS DESCRIBED IN GS-22-008.
- THE HOUSING WILL WITHSTAND EXPOSURE TO 260°C PEAK TEMPERATURE FOR 15 SECONDS IN A WAVE SOLDER APPLICATION WITH A 1.5mm MINIMUM THICK CIRCUIT BOARD. SEE APPLICATION NOTES/PROCEDURES IF THEY ARE AVAILABLE.

mat'l. code		surface ISO 1302 <input checked="" type="checkbox"/>		tolerance ISO 406 ISO 1101		projection 		product family HEADER	
ltr		ecn no		dr		date		title	
G								STRAIGHT HEADER FOR FLAT CABLE RECEIPT.	
				tolerances unless otherwise specified		linear		INCH/MM	
				angles		linear		scale 3:1	
				$0^\circ \pm 2'$		linear			
				dr		COPENHAVER 7/10/84		dwg no	
				enrg		P. SMITH 4/10/85		sheet 2 of 4 size	
				chr		P. SMITH 4/10/85		68648 A3	
				appd		P. SMITH 4/10/85		type Product Customer Drawing	
sheet index		revision sheet							

PRODUCT NO	NO.OF	DIM C	DIM C	DIM B	DIM B	DIM D	DIM D	DIM E	DIM E	DIM H	DIM H	"A"	PLATING CODE		
NOTE 10	POS.	ENGLISH	METRIC	ENGLISH	METRIC	ENGLISH	METRIC	ENGLISH	METRIC	ENGLISH	METRIC	SPACES			
68648-001	6	0.500	12.70	0.200	5.08	0.150	3.81	0.000	0.00	0.130	3.30	2	SEE NOTE 2 (1)	-	-
68648-002	8	0.600	15.24	0.300	7.62	0.150	3.81	0.000	0.00	0.130	3.30	3	SEE NOTE 2 (1)	-	-
68648-003	10	0.700	17.78	0.400	10.16	0.250	6.35	0.000	0.00	0.130	3.30	4	SEE NOTE 2 (1)	-	-
68648-004	12	0.800	20.32	0.500	12.70	0.250	6.35	0.000	0.00	0.130	3.30	5	SEE NOTE 2 (1)	-	-
68648-005	14	0.900	22.86	0.600	15.24	0.350	8.89	0.000	0.00	0.130	3.30	6	SEE NOTE 2 (1)	-	-
68648-006	16	1.000	25.40	0.700	17.78	0.350	8.89	0.000	0.00	0.130	3.30	7	SEE NOTE 2 (1)	-	-
68648-007	18	1.100	27.94	0.800	20.32	0.450	11.43	0.000	0.00	0.130	3.30	8	SEE NOTE 2 (1)	-	-
68648-008	20	1.200	30.48	0.900	22.86	0.150	3.81	0.850	21.59	0.130	3.30	9	SEE NOTE 2 (1)	-	-
68648-009	22	1.300	33.02	1.000	25.40	0.150	3.81	0.950	24.13	0.130	3.30	10	SEE NOTE 2 (1)	-	-
68648-010	24	1.400	35.56	1.100	27.94	0.150	3.81	1.050	26.67	0.130	3.30	11	SEE NOTE 2 (1)	-	-
68648-011	26	1.500	38.10	1.200	30.48	0.150	3.81	1.150	29.21	0.130	3.30	12	SEE NOTE 2 (1)	-	-
68648-012	28	1.600	40.64	1.300	33.02	0.150	3.81	1.250	31.75	0.130	3.30	13	SEE NOTE 2 (1)	-	-
68648-013	30	1.700	43.18	1.400	35.56	0.150	3.81	1.350	34.29	0.130	3.30	14	SEE NOTE 2 (1)	-	-
68648-014	32	1.800	45.72	1.500	38.10	0.150	3.81	1.450	36.83	0.130	3.30	15	SEE NOTE 2 (1)	-	-
68648-015	34	1.900	48.26	1.600	40.64	0.150	3.81	1.550	39.37	0.130	3.30	16	SEE NOTE 2 (1)	-	-
68648-016	36	2.000	50.81	1.700	43.18	0.150	3.81	1.650	41.91	0.130	3.30	17	SEE NOTE 2 (1)	-	-
68648-017	38	2.100	53.34	1.800	45.72	0.150	3.81	1.750	44.45	0.130	3.30	18	SEE NOTE 2 (1)	-	-
68648-018	40	2.200	55.88	1.900	48.26	0.150	3.81	1.850	46.99	0.130	3.30	19	SEE NOTE 2 (1)	-	-
68648-019	42	2.300	58.42	2.000	50.80	0.150	3.81	1.950	49.53	0.130	3.30	20	SEE NOTE 2 (1)	-	-
68648-020	44	2.400	60.96	2.100	53.34	0.150	3.81	2.050	52.07	0.130	3.30	21	SEE NOTE 2 (1)	-	-
68648-021	46	2.500	63.50	2.200	55.88	0.150	3.81	2.150	54.61	0.130	3.30	22	SEE NOTE 2 (1)	-	-
68648-022	48	2.600	66.04	2.300	58.42	0.150	3.81	2.250	57.15	0.130	3.30	23	SEE NOTE 2 (1)	-	-
68648-023	50	2.700	68.58	2.400	60.96	0.150	3.81	2.350	59.69	0.130	3.30	24	SEE NOTE 2 (1)	-	-
68648-024	52	2.800	71.12	2.500	63.50	0.150	3.81	2.450	62.23	0.130	3.30	25	SEE NOTE 2 (1)	-	-
68648-025	54	2.900	73.66	2.600	66.04	0.150	3.81	2.550	64.77	0.130	3.30	26	SEE NOTE 2 (1)	-	-
68648-026	56	3.000	76.20	2.700	68.58	0.150	3.81	2.650	67.31	0.130	3.30	27	SEE NOTE 2 (1)	-	-
68648-027	58	3.100	78.74	2.800	71.12	0.150	3.81	2.750	69.85	0.130	3.30	28	SEE NOTE 2 (1)	-	-
68648-028	60	3.200	81.28	2.900	73.66	0.150	3.81	2.850	72.39	0.130	3.30	29	SEE NOTE 2 (1)	-	-
68648-029	62	3.300	83.82	3.000	76.20	0.150	3.81	2.950	74.93	0.130	3.30	30	SEE NOTE 2 (1)	-	-
68648-030	64	3.400	86.36	3.100	78.74	0.150	3.81	3.050	77.47	0.130	3.30	31	SEE NOTE 2 (1)	-	-

mat'l. code		surface ISO 1302 <input checked="" type="checkbox"/> ISO 406 ISO 1101		tolerance ISO 406 ISO 1101		projection 		product family HEADER	
ltr	ecn no	dr	date	tolerances unless otherwise specified		INCH/MM		title	
G				angles	linear	.XX±.01/.XX±0.3 .XXX±.005/.XXX±0.13 .XXXX±.0020/.XXXX±0.05		STRAIGHT HEADER FOR FLAT CABLE RECEPT.	
				0°±2'		scale 3:1		dwg no	
				dr	COPENHAVER	7/10/84		sheet 3 of 4 size	
				engr	P. SMITH	4/10/85		68648 A3	
				chr	P. SMITH	4/10/85		type Product Customer Drawing	
				appd	P. SMITH	4/10/85			
sheet index	revision sheet								

FCIconnect.com

Copyright FCI

PRODUCT NO	NO.OF	DIM C	DIM C	DIM B	DIM B	REAR SLOT WIDTH				DIM H	DIM H	'A'	PLATING CODE	-	-
						DIM D	DIM D	DIM E	DIM E						
NOTE 10	PINS	ENGLISH	METRIC	ENGLISH	METRIC	ENGLISH	METRIC	ENGLISH	METRIC	ENGLISH	METRIC				
68648-031	66	3.500	88.90	3.200	81.28	0.150	3.81	3.150	80.01	0.130	3.30	32	SEE NOTE 2 (1)	-	-
68648-032	68	3.600	91.44	3.300	83.82	0.150	3.81	3.250	82.55	0.130	3.30	33	SEE NOTE 2 (1)	-	-
68648-033	70	3.700	93.98	3.400	86.36	0.150	3.81	3.350	85.09	0.130	3.30	34	SEE NOTE 2 (1)	-	-
68648-034	72	3.800	96.52	3.500	88.90	0.150	3.81	3.450	87.63	0.130	3.30	35	SEE NOTE 2 (1)	-	-
68648-035	10	0.700	17.78	0.400	10.16	0.250	6.35	0.000	0.00	0.155	3.94	4	SEE NOTE 2 (1)	-	-
68648-036	14	0.900	22.86	0.600	15.24	0.350	8.89	0.000	0.00	0.155	3.94	6	SEE NOTE 2 (1)	-	-
68648-037	20	1.200	30.48	0.900	22.86	0.150	3.81	0.850	21.59	0.155	3.94	9	SEE NOTE 2 (1)	-	-
68648-038	26	1.500	38.10	1.200	30.48	0.150	3.81	1.150	29.21	0.155	3.94	12	SEE NOTE 2 (1)	-	-
68648-039	32	1.800	45.72	1.500	38.10	0.150	3.81	1.450	36.83	0.155	3.94	15	SEE NOTE 2 (1)	-	-
68648-040	40	2.200	55.88	1.900	48.26	0.150	3.81	1.850	46.99	0.155	3.94	19	SEE NOTE 2 (1)	-	-
68648-041	50	2.700	68.58	2.400	60.96	0.150	3.81	2.350	59.69	0.155	3.94	24	SEE NOTE 2 (1)	-	-
68648-042	I N A C T I V E														
68648-043	I N A C T I V E														
68648-044	I N A C T I V E														
68648-045	8	0.600	15.24	0.300	7.62	0.150	3.81	0.000	0.00	0.130	3.30	3	SEE NOTE 2 (2)	-	-
68648-046	10	0.700	17.78	0.400	10.16	0.250	6.35	0.000	0.00	0.130	3.30	4	SEE NOTE 2 (2)	-	-
68648-047	14	0.900	22.86	0.600	15.24	0.350	8.89	0.000	0.00	0.130	3.30	6	SEE NOTE 2 (2)	-	-
68648-048	16	1.000	25.40	0.700	17.78	0.350	8.89	0.000	0.00	0.130	3.30	7	SEE NOTE 2 (2)	-	-
68648-049	20	1.200	30.48	0.900	22.86	0.150	3.81	0.850	21.59	0.130	3.30	9	SEE NOTE 2 (2)	-	-
68648-050	22	1.300	33.02	1.000	25.40	0.150	3.81	0.950	24.13	0.130	3.30	10	SEE NOTE 2 (2)	-	-
68648-051	24	1.400	35.56	1.100	27.94	0.150	3.81	1.050	26.67	0.130	3.30	11	SEE NOTE 2 (2)	-	-
68648-052	26	1.500	38.10	1.200	30.48	0.150	3.81	1.150	29.21	0.130	3.30	12	SEE NOTE 2 (2)	-	-
68648-053	34	1.900	48.26	1.600	40.64	0.150	3.81	1.550	39.37	0.130	3.30	16	SEE NOTE 2 (2)	-	-
68648-054	40	2.200	55.88	1.900	48.26	0.150	3.81	1.850	46.99	0.130	3.30	19	SEE NOTE 2 (2)	-	-
68648-055	50	2.700	68.58	2.400	60.96	0.150	3.81	2.350	59.69	0.130	3.30	24	SEE NOTE 2 (2)	-	-
68648-056	12	0.800	20.32	0.500	12.70	0.250	6.35	0.000	0.00	0.130	3.30	5	SEE NOTE 2 (2)	-	-
68648-057	6	0.500	12.70	0.200	5.08	0.150	3.81	0.000	0.00	0.130	3.30	2	SEE NOTE 2 (2)	-	-
68648-058	30	1.700	43.18	1.400	35.56	0.150	3.81	1.350	34.29	0.130	3.30	14	SEE NOTE 2 (2)	-	-

mat'l. code		surface ISO 1302 ✓		tolerance ISO 406 ISO 1101		projection 		product family HEADER	
ltr	ecn no	dr	date	tolerances unless otherwise specified		title		STRAIGHT HEADER FOR FLAT CABLE RECEPT.	
G				angles	linear	INCH/MM			
				0°±2'		scale 3:1			
		dr	COPENHAVER	7/10/84	dwg no		sheet 4 of 4	size	
		enr	P. SMITH	4/10/85	68648		A3		
		chr	P. SMITH	4/10/85	type		Product Customer Drawing		
		appd	P. SMITH	4/10/85					
sheet index	revision sheet								